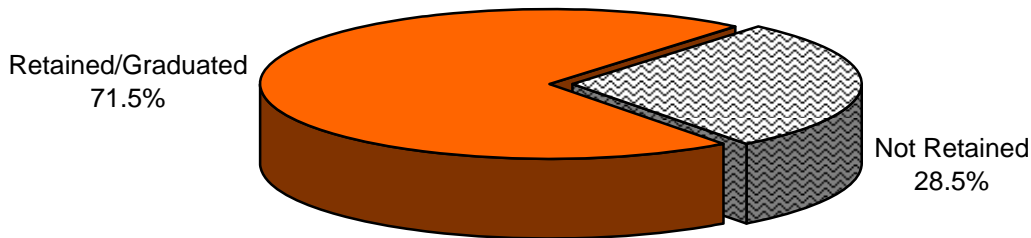


2.1 Fall Student Retention


Fall to Spring Retention	Fall 2003 to Spring 2004	Fall 2004 to Spring 2005	Fall 2005 to Spring 2006	Fall 2006 to Spring 2007
Fall Students*	2,676	2,643	2,558	2,763
Students Returning in Spring	1,811	1,804	1,782	1,879
<i>Percent Returned</i>	67.7%	68.3%	69.7%	68.0%
Fall Graduates	94	113	84	96
Non-Returners/Non-Completers	771	726	692	788
Adjusted Fall to Spring Retention Rate	71.2%	72.5%	72.9%	71.5%

Fall To Fall Retention	Fall 2003 to Fall 2004	Fall 2004 to Fall 2005	Fall 2005 to Fall 2006	Fall 2006 to Fall 2007
Fall Students*	2,676	2,643	2,558	2,763
Students Returning in Fall	1,057	1,064	1,125	1,147
<i>Percent Returned</i>	39.5%	40.3%	44.0%	41.5%
Fall, Spring and Summer Graduates	367	255	299	316
Non-Returners/Non-Completers	1,252	1,324	1,134	1,300
Adjusted Fall to Fall Retention Rate	53.2%	49.9%	55.7%	52.9%

**Fall 2006 to Spring 2007
Student Retention**



**Fall 2006 to Fall 2007
Student Retention**



Source: Colleague Census Files

*Fall student headcount does not include any dual credit/dual technical credit students

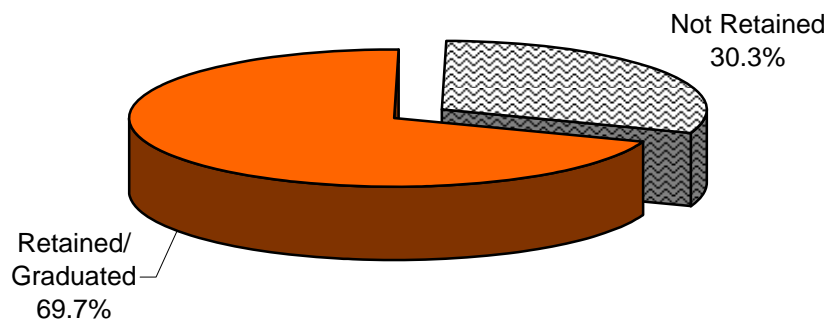
Adjusted Retention Rate = (Fall Students - Non-Returners & Non-Completers)/Fall Students

2.2 Developmental Student Retention

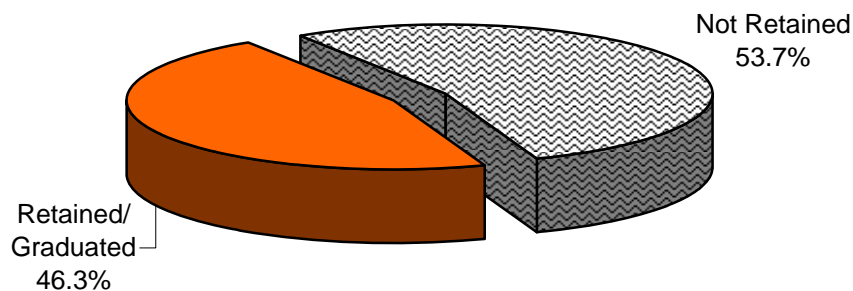
Fall to Spring Retention	Fall 2003 to Spring 2004	Fall 2004 to Spring 2005	Fall 2005 to Spring 2006	Fall 2006 to Spring 2007
Fall Developmental Students*	684	792	740	801
Students Returning in Spring	507	565	560	556
<i>Percent Returned</i>	74.1%	71.3%	75.7%	69.4%
Fall Graduates	2	3	3	2
Non-Returners/Non-Completers	175	224	177	243
Adjusted Fall to Spring Retention Rate	74.4%	71.7%	76.1%	69.7%

Fall To Fall Retention	Fall 2003 to Fall 2004	Fall 2004 to Fall 2005	Fall 2005 to Fall 2006	Fall 2006 to Fall 2007
Fall Developmental Students*	684	792	740	801
Students Returning in Fall	324	361	381	364
<i>Percent Returned</i>	47.4%	45.6%	51.5%	45.4%
Fall, Spring and Summer Graduates	12	9	14	7
Non-Returners/Non-Completers	348	422	345	430
Adjusted Fall to Fall Retention Rate	49.1%	46.7%	53.4%	46.3%

**Fall 2006 to Spring 2007
Developmental Student Retention**



**Fall 2006 to Fall 2007
Developmental Student Retention**



Source: Colleague Census Files

*Students enrolled in EN*0103, EN*0133, EN*0141, EN*0202, EN*0203, EN*0222, MT*0103, MT*0203, or MT*1303