

---

# Section 2

# Student Retention

---

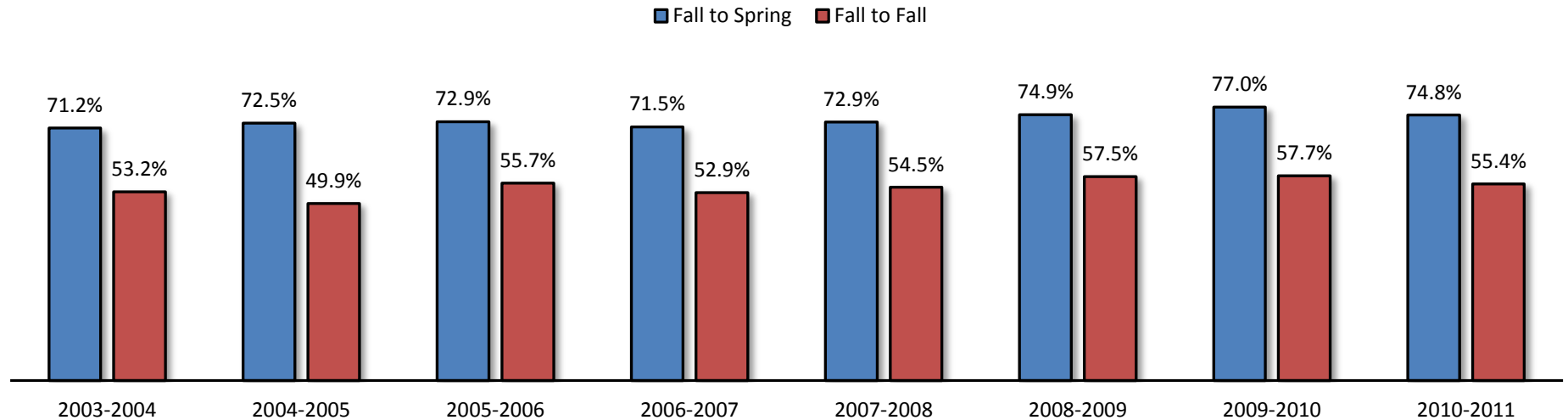
## 2.1 Fall Student Retention

<b>Fall to Spring Retention</b>	<b>Fall-03 to Spring-04</b>	<b>Fall-04 to Spring-05</b>	<b>Fall-05 to Spring-06</b>	<b>Fall-06 to Spring-07</b>	<b>Fall-07 to Spring-08</b>	<b>Fall-08 to Spring-09</b>	<b>Fall-09 to Spring-10</b>	<b>Fall-10 to Spring-11</b>
Fall Students*	2,676	2,643	2,558	2,763	2,765	2,846	3,492	3,833
Students Returning in Spring	1,811	1,804	1,782	1,879	1,919	2,033	2,575	2,775
<i>Percent Returned</i>	67.7%	68.3%	69.7%	68.0%	69.4%	71.4%	73.7%	72.4%
Fall Graduates	94	113	84	96	96	100	115	93
Non-Returners/Non-Completers	771	726	692	788	750	713	802	965
<b>Adjusted Fall to Spring Retention Rate</b>	<b>71.2%</b>	<b>72.5%</b>	<b>72.9%</b>	<b>71.5%</b>	<b>72.9%</b>	<b>74.9%</b>	<b>77.0%</b>	<b>74.8%</b>

<b>Fall To Fall Retention</b>	<b>Fall-03 to Fall-04</b>	<b>Fall-04 to Fall-05</b>	<b>Fall-05 to Fall-06</b>	<b>Fall-06 to Fall-07</b>	<b>Fall-07 to Fall-08</b>	<b>Fall-08 to Fall-09</b>	<b>Fall-09 to Fall-10</b>	<b>Fall-10 to Fall-11</b>
Fall Students*	2,676	2,643	2,558	2,763	2,765	2,846	3,492	3,833
Students Returning in Fall	1,057	1,064	1,125	1,147	1,216	1,300	1,667	1,681
<i>Percent Returned</i>	39.5%	40.3%	44.0%	41.5%	44.0%	45.7%	47.7%	43.9%
Fall, Spring and Summer Graduates	367	255	299	316	290	336	348	442
Non-Returners/Non-Completers	1,252	1,324	1,134	1,300	1,259	1,210	1,477	1,710
<b>Adjusted Fall to Fall Retention Rate</b>	<b>53.2%</b>	<b>49.9%</b>	<b>55.7%</b>	<b>52.9%</b>	<b>54.5%</b>	<b>57.5%</b>	<b>57.7%</b>	<b>55.4%</b>

### Retention



Source: Colleague Census Files

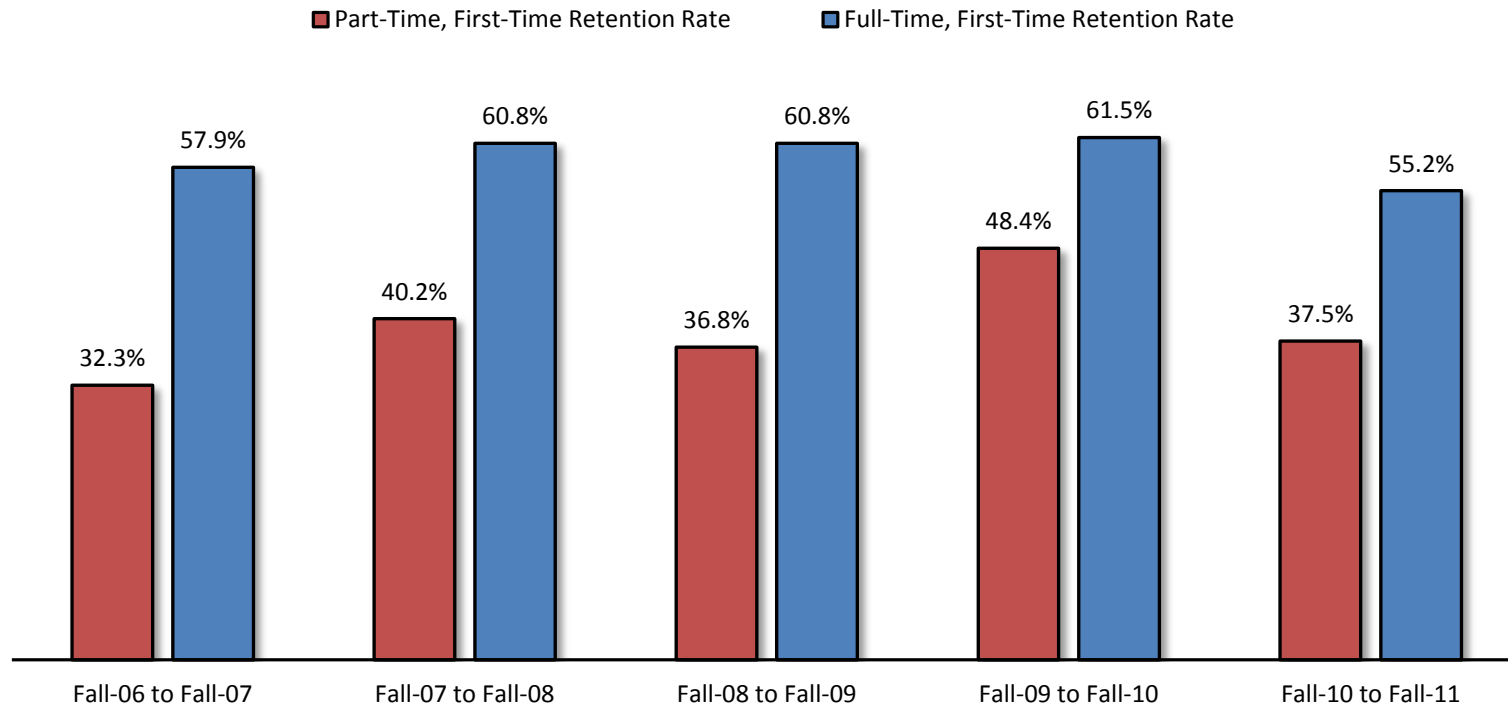
\*Fall student headcount does not include any dual credit/dual technical credit students

Adjusted Retention Rate = (Fall Students - Non-Returners & Non-Completers)/Fall Students

## 2.2 First-Time Student Cohort Retention

	Fall-06 to Fall-07	Fall-07 to Fall-08	Fall-08 to Fall-09	Fall-09 to Fall-10	Fall-10 to Fall-11
<b>Fall to Fall Full-Time Student Retention</b>					
Full-time, first-time Fall Cohort (adjusted)	649	561	571	781	743
Still Enrolled/Completed	376	341	347	480	410
<b>Full-Time, First-Time Retention Rate</b>	<b>57.9%</b>	<b>60.8%</b>	<b>60.8%</b>	<b>61.5%</b>	<b>55.2%</b>
<b>Fall To Fall Part-Time Student Retention</b>					
Part-time, first-time Fall Cohort (adjusted)	161	132	106	157	152
Still Enrolled/Completed	52	53	39	76	57
<b>Part-Time, First-Time Retention Rate</b>	<b>32.3%</b>	<b>40.2%</b>	<b>36.8%</b>	<b>48.4%</b>	<b>37.5%</b>

### First-Time Student Retention



Source: IPEDS Fall Enrollment

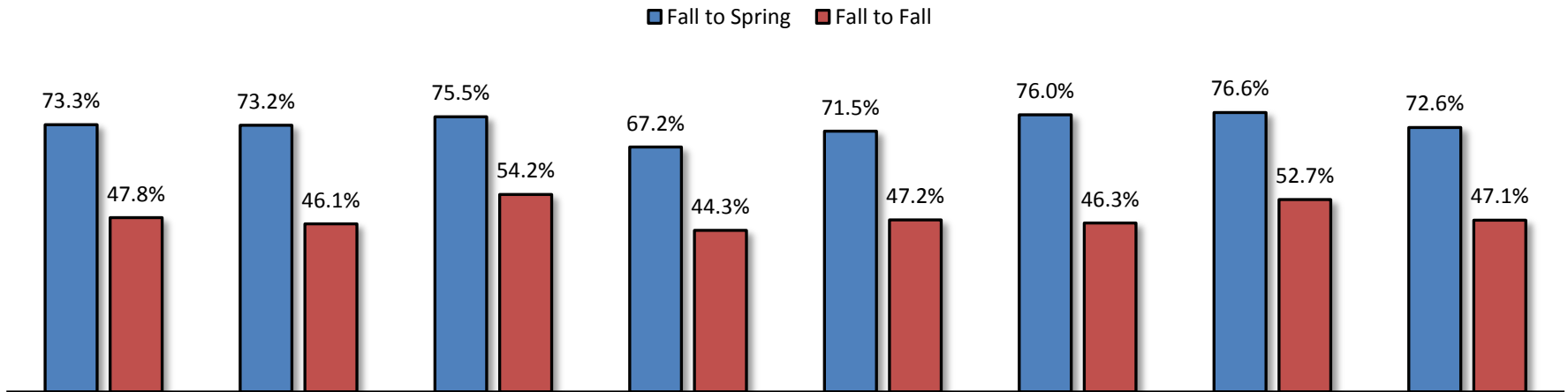
### 2.3 Developmental Student Retention

Fall to Spring Retention	Fall-03 to Spring-04	Fall-04 to Spring-05	Fall-05 to Spring-06	Fall-06 to Spring-07	Fall-07 to Spring-08	Fall-08 to Spring-09	Fall-09 to Spring-10	Fall-10 to Spring-11
Fall Developmental Students*	412	488	469	512	534	492	912	1,152
Students Returning in Spring	301	355	351	343	381	373	698	835
<i>Percent Returned</i>	73.1%	72.7%	74.8%	67.0%	71.3%	75.8%	76.5%	72.5%
Fall Graduates	1	2	3	1	1	1	1	1
Non-Returners/Non-Completers	110	131	115	168	152	118	213	316
<b>Adjusted Fall to Spring Retention Rate</b>	<b>73.3%</b>	<b>73.2%</b>	<b>75.5%</b>	<b>67.2%</b>	<b>71.5%</b>	<b>76.0%</b>	<b>76.6%</b>	<b>72.6%</b>

Fall To Fall Retention	Fall-03 to Fall-04	Fall-04 to Fall-05	Fall-05 to Fall-06	Fall-06 to Fall-07	Fall-07 to Fall-08	Fall-08 to Fall-09	Fall-09 to Fall-10	Fall-10 to Fall-11
Fall Developmental Students*	412	488	469	512	534	492	912	1,152
Students Returning in Fall	192	220	247	225	250	227	476	535
<i>Percent Returned</i>	46.6%	45.1%	52.7%	43.9%	46.8%	46.1%	52.2%	46.4%
Fall, Spring and Summer Graduates	5	5	7	2	2	1	5	8
Non-Returners/Non-Completers	215	263	215	285	282	264	431	609
<b>Adjusted Fall to Fall Retention Rate</b>	<b>47.8%</b>	<b>46.1%</b>	<b>54.2%</b>	<b>44.3%</b>	<b>47.2%</b>	<b>46.3%</b>	<b>52.7%</b>	<b>47.1%</b>

### Developmental Student Retention



Source: Colleague Census Files

\*Students enrolled in EN\*0103, EN\*0133, EN\*0141, EN\*0202, EN\*0203, EN\*0222, MT\*0103, or MT\*0203